

Santa Cruz County

Key Health Care Indicators, 2009

Indicator	Santa Cruz County	California	United States																		
Uninsured Adults [Ages 18-64]	18.8% [CA Rank 16 th] 32,000 adults [2008]	23.4% 5.3 million adults [2008]	19.8% 37.2 million adults [2008]																		
Uninsured Children [Ages 0-17]	7.4% [CA Rank 12 th] 4,000 children [2008]	10.8% 1.0 million children [2008]	9.9% 7.3 million children [2008]																		
Cost of Coverage [CalPERS]	\$577./month individual \$1501/month family [2010]	\$517/month individual \$1344/month family [2010]	\$406/month individual \$1123/month family [2010]																		
Physician Office Visit Payment Rate [Medicare]	\$65 [2009]	\$65 [2009] <i>[Santa Clara County: \$74]</i>	\$60 [2009]																		
Patients with a PCP [Medicare]	66.7% [2004]	72.9% [2004]	77.6% [2004]																		
Childhood Immunizations [Kindergarten]	85.9% [2008]	94.8% [2008]	95.4% [2008]																		
Overweight Children [5 th grade] Health Equity →	30.7% 16,700 children [2008] [Pajaro Valley: 40.5%]	31.2% 2.9 million children [2008]	31.9% 22 million children [2006]																		
No High School Diploma [Ages 25-74] Health Equity →	12% 18,000 adults [2007] [Pajaro Valley: 47%]	16% 3,331,000 adults [2007]	14% 52.4 million adults [2007]																		
Emergency Dept. is a Regular Source of Care	<p style="text-align: center;">Santa Cruz County Residents</p> <table border="1" style="margin-left: auto; margin-right: auto;"> <caption>Santa Cruz County Residents - Emergency Dept. as Regular Source of Care</caption> <thead> <tr> <th>Year</th> <th>Percentage</th> </tr> </thead> <tbody> <tr><td>1999</td><td>0.8%</td></tr> <tr><td>2000</td><td>1.6%</td></tr> <tr><td>2001</td><td>14.0%</td></tr> <tr><td>2002</td><td>10.9%</td></tr> <tr><td>2003</td><td>5.4%</td></tr> <tr><td>2005</td><td>15.7%</td></tr> <tr><td>2007</td><td>12.2%</td></tr> <tr><td>2009</td><td>26.8%</td></tr> </tbody> </table>			Year	Percentage	1999	0.8%	2000	1.6%	2001	14.0%	2002	10.9%	2003	5.4%	2005	15.7%	2007	12.2%	2009	26.8%
Year	Percentage																				
1999	0.8%																				
2000	1.6%																				
2001	14.0%																				
2002	10.9%																				
2003	5.4%																				
2005	15.7%																				
2007	12.2%																				
2009	26.8%																				

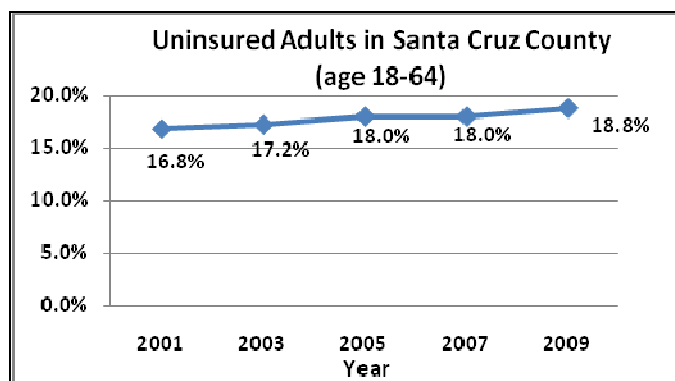
Notes and Sources

Uninsured Adults [Ages 18-64]

Santa Cruz County, California and Nation 2008 percentages are based on the US Census American Community Survey:

http://factfinder.census.gov/servlet/DatasetMainPageServlet?program=ACS&_submenuid=datasets_2&lang=en

Previous Santa Cruz County percentages based on the 2007 California Health Interview Survey. askchis.com. *Rank refers to the percentage of uninsured in the Santa Cruz County out of 40 California Counties (1= least % uninsured and 40 = greatest % uninsured.)



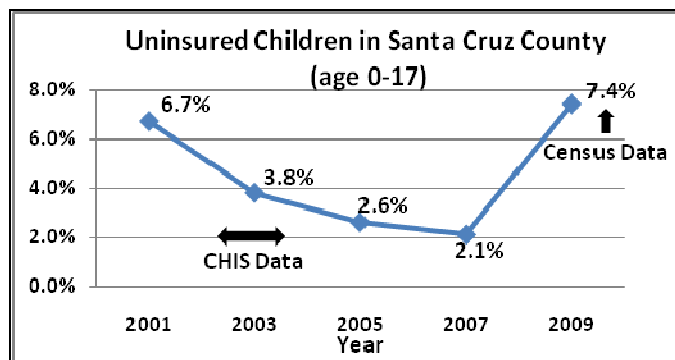
Uninsured Children [Ages 0-17]

Santa Cruz County, California and Nation 2008 percentages are based on the US Census American Community Survey:

http://factfinder.census.gov/servlet/DatasetMainPageServlet?program=ACS&_submenuid=datasets_2&lang=en

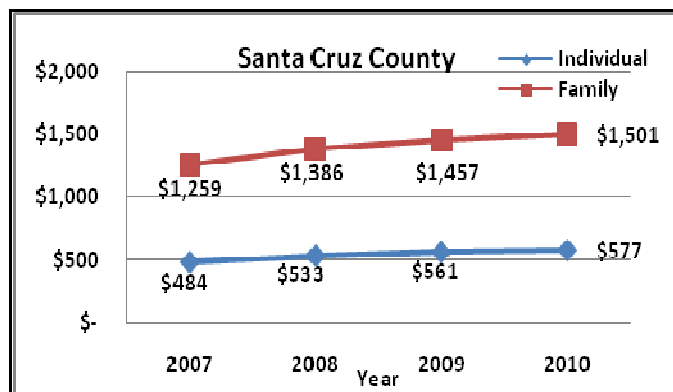
Previous Santa Cruz County percentage based on Children Now: California Report Card 2009,

<http://publications.childrennow.org/assets/pdf/policy/rc09/ca-rc-2009.pdf?recordID=40057148&formID=38345621>. *Rank refers to the percentage of uninsured in the Santa Cruz County out of 40 California Counties (1= least % uninsured and 40 = greatest % uninsured.)



Cost of Coverage

Santa Cruz County based on Blue Shield HMO rates listed by CalPERS based on the *CalPERS Health Plan 2010 Active Employees Bay Area Regions* which includes Santa Cruz, <http://www.co.contra-costa.ca.us/DocumentView.aspx?DID=3693>. California based Blue Shield Access HMO rates listed by CalPERS: *2010 State Health Plan Rates*, www.calpers.ca.gov. The United States HMO rates from *Employer Health Benefits 2010 Annual Survey*, 24 Sept 2008. <http://ehbs.kff.org/pdf/2009/7936.pdf>.



Office Visit Payment Rate [Medicare]

The Dartmouth Atlas of Health Care: Medical care cost equation, last two years of life. Values shown are average cost per physician visit. http://cecsweb.dartmouth.edu/atlas08/datatools/mce_s1.php.

Medicare Patients with a Primary Care Physician

Primary care physician as the predominant ambulatory provider among Medicare enrollees. Data from Dartmouth Atlas of Health Care, 2004. www.dartmouthatlas.org.

Immunizations

Up-to-date upon entering Kindergarten.

<http://www.cdph.ca.gov/programs/immunize/Documents/2008SchoolzrateTable.pdf>. [Santa Cruz County]

<http://www.cdph.ca.gov/programs/immunize/Documents/2008%20Selective%20Review%20Results.pdf>. [CA]

<http://www.cdc.gov/nis/> [US]

Overweight Children

Santa Cruz County and California data based on California Physical Fitness Report for 5th graders, <http://data1.cde.ca.gov/dataquest/>.

US data from the May 28 issue of the Journal of the American Medical Association, www.activelivingresearch.org/files/JAMA_NHANES_05.2_8.08.pdf.

No High School Diploma [Ages 25-74]

A new study from RWJF suggests that the education level of U.S. adults directly correlates to their overall health.

Santa Cruz County and California data from the 2007 California Health Interview Survey, <http://askchis.com>.

Pajaro Valley data from <http://www.citydata.com/school/pajaro-valley-high-ca.html>

US data from RWJF report, <http://www.commissiononhealth.org/Documents/AdultHealthChartbookFullReport.pdf>.

Emergency Department as a Regular Source of Healthcare

Data for emergency department use for Santa Cruz County is based on the Community Assessment Project Telephone Survey 1999-2009 question: Do you have a regular source of healthcare? <http://www.santacruzcountycap.org>

